

Mufasa



Mufasa Face Map



Primer: Basic Primer recommended

Brows: Brow block before applying base (if needed)

Concealer: Optional (as needed)

Blush: Light blush (apple of cheeks)

Contour: Optional (as needed)

Highlighter: Optional (as needed)

Base: Foundation Optional (as needed), Yellow to frame eyes and detail chin, Orange highlight on nose, White stripes with on cheeks, White highlight around eyes, Black brows shape and details to other shapes

Powder: Translucent (heavy/pressed into all greasepaint to set)

Eyeshadow: Optional Matching Color Pressed into greasepaint (to reinforce/set)

Eyeliner: Black cat eye liner around white eyes highlight

Mascara/Lashes: Optional

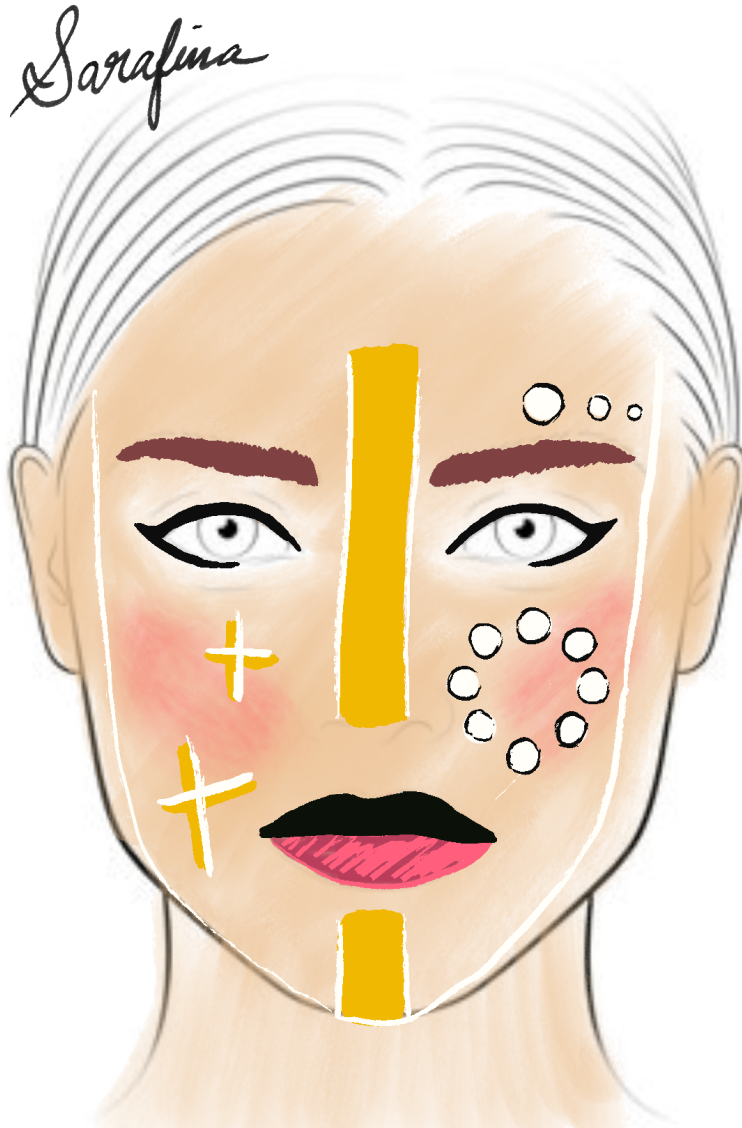
Lips: Top black lipstick (brush application) / Bottom: Natural

Additional Notes: _____

Sarafina



Sarafina Face Map



Primer: Basic primer recommended

Concealer: Optional (as needed)

Blush: On apples of cheeks

Contour: Optional (as needed)

Highlighter: Optional (as needed)

Base: Basic stage makeup, Yellow stripe to nose and chin, Yellow crosses on cheek, White stripe down sides, under chin, and detailing yellow shapes, White dots with black detailing as needed for definition

Powder: Translucent (heavy/pressed into all greasepaint to set)

Eyeshadow: Optional

Eyeliner: Black cat eye liner with wing

Mascara/Lashes: Mascara required / Lashes Optional

Brows: Natural, filled in

Lips: Matching natural color


Additional Notes: Yellow and black details may be used or omitted as needed depending on skin tone

Sarabi



Sarabi Face Map

Sarabi



Primer: Basic primer recommended

Brows: Brow block and cover with foundation if needed

Concealer: Optional (as needed)

Blush: On apples of cheeks

Contour: Optional (as needed)

Highlighter: Optional (as needed)

Base: Basic stage makeup, Yellow stripe to nose and chin, White crosses on cheek, White circle on left cheek and two small crosses on right cheek and detailing to yellow shapes, Black detailing to brows and cheeks

Powder: Translucent (heavy/pressed into all greasepaint to set)

Eyeshadow: Black cat eye shape blended in to enhance liner

Eyeliner: Thick black cat eye liner with wing

Mascara/Lashes: Mascara required / Lashes Optional

Lips: Matching natural color

Additional Notes:

Scar



Scar Face Map



Primer: Basic primer recommended

Brows: Brow block before applying base (fully dried)

Blush: Optional (as needed)

Contour: Optional (as needed)

Highlighter: Optional (as needed)

Base: Yellow contour shapes to both sides of face and eyes, Black contour shapes on both sides of face, White brows shape, Black brows shape, Red and white eye highlights, black scar detail on cheek

Eyeshadow: Black cat eye shape blended in to enhance liner

Eyeliner: Thick black liner

Concealer: Optional (as needed)

Powder: Translucent (heavy/pressed into all greasepaint to set)

Mascara/Lashes: Optional

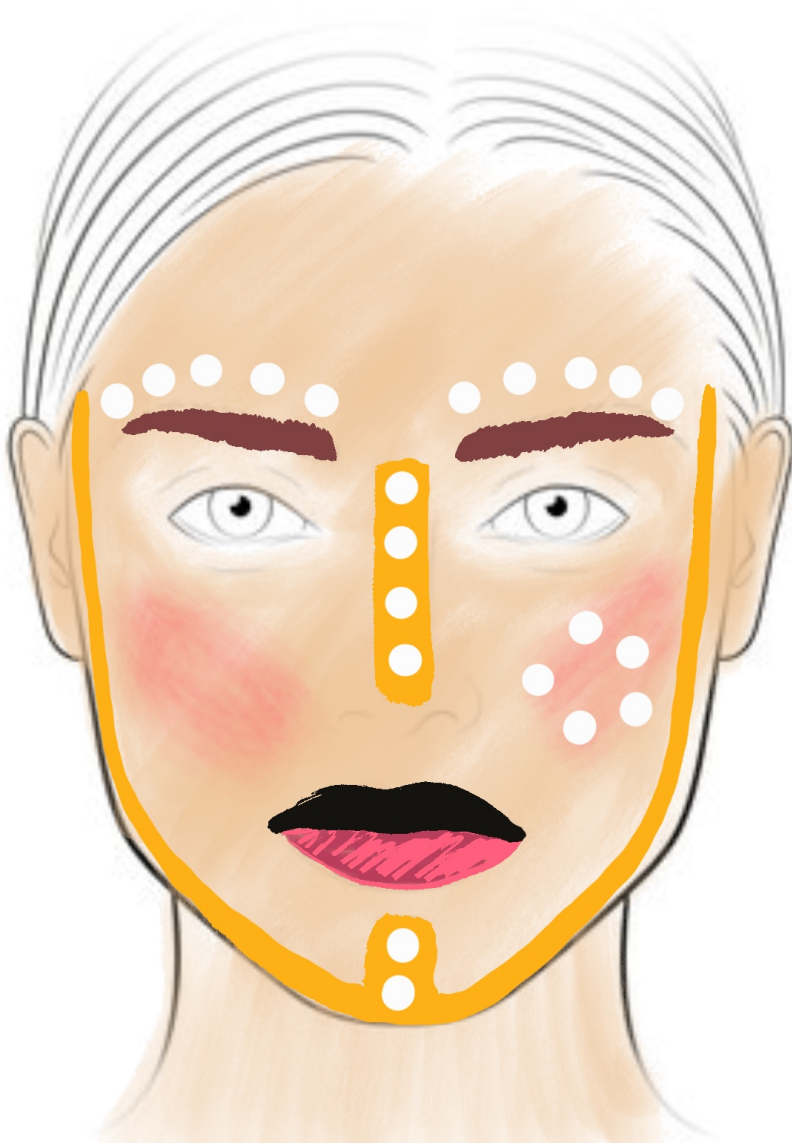
Lips: Black (top lip asymmetrical shape)

Additional Notes:

Older Nala



Older Nala Face Map



Primer: Recommended (not required)

Eyeshadow: Yellow

Eyeliner: Black cat

Base: Basic stage makeup, Yellow around jaw line with white details, white dots in circle on cheek

Concealer: Optional (as needed)

Powder: Translucent (heavy/ pressed into all greasepaint to set)

Brows: Natural, filled in

Blush: Optional (as needed)

Contour: Optional (as needed)

Highlighter: Optional (as needed)

Mascara/Lashes: Not required


Lips: Top: Black (brush application) / Bottom: Natural

Additional Notes: _____

Younger Nala



Younger Nala Face Map



Primer: Recommended (not required)

Eyeshadow: Yellow

Eyeliner: Black cat

Base: Basic stage makeup, Yellow outline around jaw and hair line with white details, white flower on cheek with black detailing

Concealer: Optional (as needed)

Powder: Translucent (heavy/ pressed into all greasepaint to set)

Brows: Natural, filled in

Blush: Optional (as needed)

Contour: Optional (as needed)

Highlighter: Optional (as needed)

Mascara/Lashes: Not required

Lips: Top: Black (brush application) / Bottom: Natural

Additional Notes: _____

Older Simba



Black lipstick and nose for all lions
Keep yellow line down forehead nose and chin

Older Simba Face Map



Primer: Recommended (not required)

Eyeshadow: Yellow

Eyeliner: Black cat

Base: Basic stage makeup, Orange and Red shadowing to jawline

Concealer: Optional (as needed)

Powder: Translucent (heavy/ pressed into all greasepaint to set)

Brows: Natural, filled in

Blush: Optional (as needed)

Contour: Optional (as needed)

Highlighter: Optional (as needed)

Mascara/Lashes: Not required

Lips: Top: Black (brush application) / Bottom: Natural

Additional Notes: _____

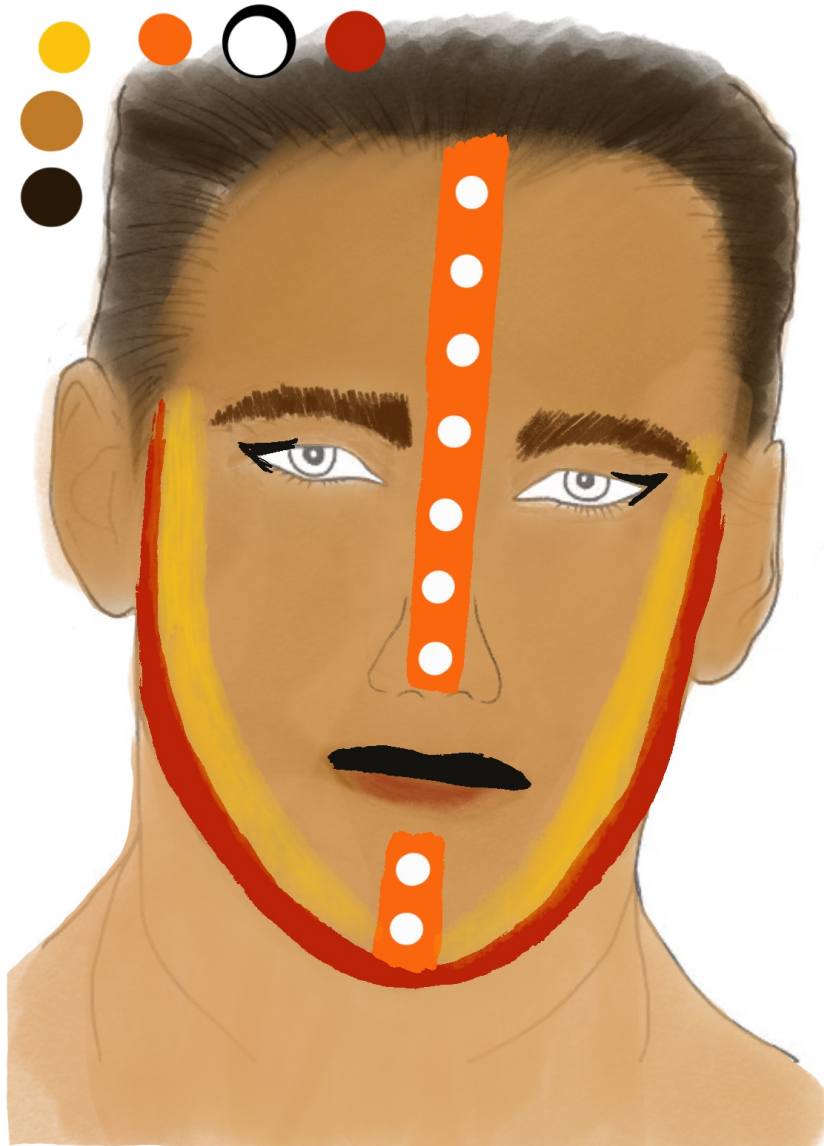
Younger Simba



Darker color line for young simba because of complexion



Younger Simba Face Map



Primer: Recommended (not required)

Base: Basic stage makeup, Black corner eyeliner, Yellow and Red shadowing to jawline, Orange stripe on nose and chin, White detailing to orange shapes

Concealer: Optional (as needed)

Powder: Translucent (heavy/ pressed into all greasepaint to set)

Eyeshadow: Not required

Eyeliner: Not required

Brows: Natural, filled in

Blush: Optional (as needed)

Contour: Optional (as needed)

Highlighter: Optional (as needed)

Mascara/Lashes: Not required

Lips: Top: Black (brush application) / Bottom: Natural

Additional Notes: _____

Zazu



Primer: Recommended, not required

Brows: Brow block before applying base (fully dried)

Base: White back around eyes and cheeks, down nose, and around mouth (do not cover lips), Blue coverage everywhere else including neck and ears, Black thin and raised eyebrow shape

Powder: Translucent (heavy/pressed into all greasepaint to set)

Eyeshadow: Optional as needed

Eyeliner: Black cat eye liner with wing

Mascara/Lashes: Optional

Highlighter: Optional (as needed)

Lips: Blue lipstick applied with brush

Additional Notes: _____

Rafiki



Primer: Recommended, not required

Brows: Brow block before applying base (fully dried)

Base: Yellow shape around eyes, Blue shape around eyes and on cheeks, Red coverage everywhere else including neck, White detailing, Black detailing, Remove stripe on chin

Powder: Translucent (heavy/pressed into all greasepaint to set)

Eyeshadow: Optional as needed

Eyeliner: Black cat eye liner with wing

Mascara/Lashes: Mascara required / Lashes optional

Highlighter: Optional (as needed)

Lips: Purple lipstick applied with brush

Additional Notes: _____

Dance Hyena Map (Wearing mask as elements)



Primer: Recommended (not required)

Concealer: Optional (as needed)

Blush: Applied to apples of cheeks

Contour: Optional (as needed)

Highlighter: Optional (as needed)

Base: Grey mask around eyes, Black detailing, black nose

Powder: Translucent (heavy/ pressed into all greasepaint to set)

Eyeshadow: Natural

Eyeliner: Black winged eye liner

Brows: Natural, filled in

Mascara/Lashes: Mascara required / Lashes Optional

Lips: Black lipstick

Additional Notes: will cover with mask when appearing as "abstract element ensemble"

Giraffe Map (Male)



Primer: Recommended (not required)

Base: Basic stage makeup, Yellow vertical stripes on cheeks, White detailing to yellow stripes

Concealer: Optional (as needed)

Powder: Translucent (heavy/ pressed into all greasepaint to set)

Eyeshadow: Not Required

Eyeliners: Thick black liner to top line only

Brows: Natural, filled in

Blush: Optional (as needed)

Contour: Optional (as needed)

Highlighter: Optional (as needed)


Mascara/Lashes: Not required

Lips: Not required

Additional Notes: _____

Antelope Map (Male)

Antelope



Primer: Recommended (not required)

Base: Basic stage makeup, Yellow vertical triangle shapes on cheeks, White detailing to yellow shapes

Concealer: Optional (as needed)

Powder: Translucent (heavy/ pressed into all greasepaint to set)

Eyeshadow: Not Required

Eyeliner: Thick black liner to top line only

Brows: Natural, filled in

Blush: Optional (as needed)

Contour: Optional (as needed)

Highlighter: Optional (as needed)


Mascara/Lashes: Not required

Lips: Not required

Additional Notes: _____

Antelope Map (Female)

Antelope



Primer: Recommended (not required)

Base: Basic stage makeup, Yellow vertical triangle shapes on cheeks, White detailing to yellow shapes

Concealer: Optional (as needed)

Powder: Translucent (heavy/ pressed into all greasepaint to set)

Eyeshadow: Natural

Eyeliners: Black cat eye liner with wing

Brows: Natural, filled in

Blush: Applied to apples of cheeks

Contour: Optional (as needed)

Highlighter: Optional (as needed)

Mascara/Lashes: Mascara required / Lashes Optional

Lips: Matching natural color

Additional Notes: _____

Bird Map



Bird

Primer: Recommended (not required)

Base: Basic stage makeup, Brown and Orange shapes on cheeks and forehead, White detailing to large shapes

Concealer: Optional (as needed)

Powder: Translucent (heavy/ pressed into all greasepaint to set)

Eyeshadow: Natural

Eyeliner: Black cat eye liner with wing

Brows: Natural, filled in

Blush: Applied to apples of cheeks

Contour: Optional (as needed)

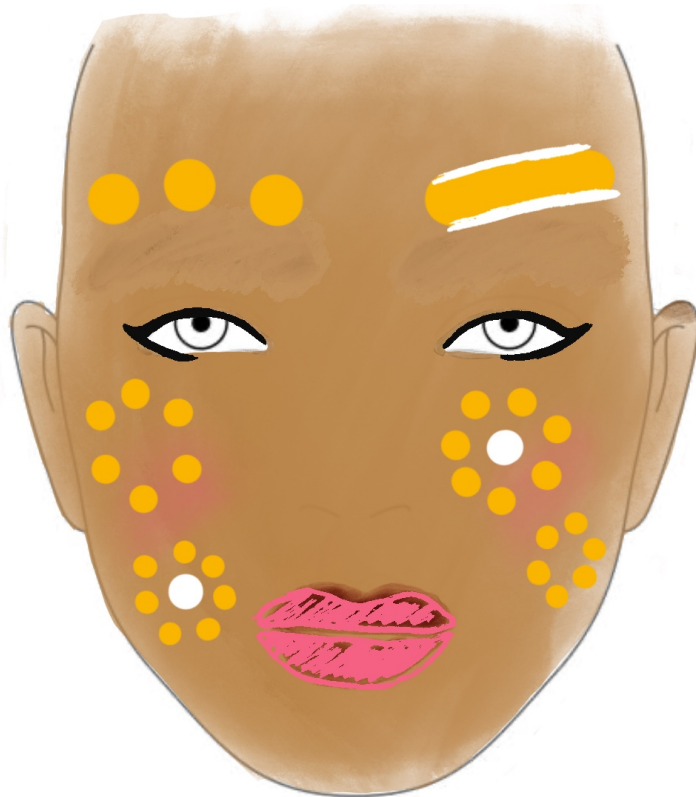
Highlighter: Optional (as needed)

Mascara/Lashes: Mascara required / Lashes Optional

Lips: Matching natural color

Additional Notes: _____

Cheetah Map



Primer: Recommended (not required)

Base: Basic stage makeup, Yellow diagonal stripes on left side of forehead, Large yellow dots over right eyebrow, Yellow and white dot 'flower' shapes on cheeks

Concealer: Optional (as needed)

Powder: Translucent (heavy/ pressed into all greasepaint to set)

Eyeshadow: Natural

Eyeliners: Black cat eye liner with wing

Brows: Natural, filled in

Blush: Applied to apples of cheeks

Contour: Optional (as needed)


Highlighter: Optional (as needed)

Mascara/Lashes: Mascara required / Lashes Optional

Lips: Matching natural color

Additional Notes: _____

Wildebeest Map (Male)



Wildebeest

Primer: Recommended (not required)

Base: Basic stage makeup, Brown shapes to cheeks and forehead

Concealer: Optional (as needed)

Powder: Translucent (heavy/ pressed into all greasepaint to set)

Eyeshadow: Not required

Eyeliner: Not required

Brows: Natural, filled in

Blush: Optional (as needed)

Contour: Optional (as needed)

Highlighter: Optional (as needed)

Mascara/Lashes: Not required

Lips: Not required

Additional Notes: _____

Wildebeest Map (Female)



Wildebeest

Primer: Recommended (not required)

Base: Basic stage makeup, Brown shapes on cheeks and forehead

Concealer: Optional (as needed)

Powder: Translucent (heavy/ pressed into all greasepaint to set)

Eyeshadow: Natural

Eyeliners: Black cat eye liner with wing

Brows: Natural, filled in

Blush: Applied to apples of cheeks

Contour: Optional (as needed)

Highlighter: Optional (as needed)

Mascara/Lashes: Mascara required / Lashes Optional

Lips: Matching natural color

Additional Notes: _____

Lion/Lioness Ensemble Map (Female)

Lion Ens.



Primer: Recommended (not required)

Concealer: Optional (as needed)

Blush: Applied to apples of cheeks

Contour: Optional (as needed)

Highlighter: Optional (as needed)

Base: Basic stage makeup, Orange stripes to nose, chin, and cheeks, White detailing to orange shapes

Powder: Translucent (heavy/ pressed into all greasepaint to set)

Eyeshadow: Natural

Eyeliners: Black cat eye liner with wing

Brows: Natural, filled in

Mascara/Lashes: Mascara required / Lashes Optional

Lips: Top: Black (brush application) / Bottom: Match natural color

Additional Notes: _____

Gazelle Map

Gazelle



Primer: Recommended (not required)

Concealer: Optional (as needed)

Blush: Applied to apples of cheeks

Contour: Optional (as needed)

Highlighter: Optional (as needed)

Base: Basic stage makeup, brown shapes on cheeks, around eyes, and on forehead/nose, White highlight to brown shapes

Powder: Translucent (heavy/ pressed into all greasepaint to set)

Eyeshadow: Natural

Eyeliner: Brown eye liner

Brows: Natural, filled in

Mascara/Lashes: Mascara required / Lashes Optional

Lips: Matching natural color

Additional Notes: _____

Timon



Timon Map



Primer: Recommended (not required)

Concealer: Optional (as needed)

Eyeshadow: Natural

Eyeliner: Black eyeliner (no wing)

Brows: Blocked brows

Blush: Applied to apples of cheeks

Contour: Inside of bridge of nose

Highlighter: Optional (as needed)

Base: Basic stage makeup, Orange around hairline, Orange details on face, Brown high/thin 'brows', Black nose

Powder: Translucent (heavy/ pressed into all greasepaint to set)

Mascara/Lashes: Mascara required / Lashes Optional

Lips: Exaggerated black lipstick (extended from corners)

Additional Notes: _____

Pumbaa



Pumbaa Map



Primer: Recommended (not required)

Concealer: Optional (as needed)

Blush: Applied to apples of cheeks

Contour: Optional (as needed)

Highlighter: Optional (as needed)

Base: Basic stage makeup, brown shapes on cheeks, around eyes, and on forehead/nose, White highlight to brown shapes

Powder: Translucent (heavy/ pressed into all greasepaint to set)

Eyeshadow: Natural

Eyeliners: Brown eye liner

Brows: Natural, filled in

Mascara/Lashes: Mascara required / Lashes Optional

Lips: Matching natural color

Additional Notes: _____

Shenzi Map



Primer: Recommended (not required)

Concealer: Optional (as needed)

Blush: Applied to apples of cheeks

Contour: Optional (as needed)

Highlighter: Optional (as needed)

Base: Grey mask around eyes, White detailing, Black detailing

Powder: Translucent (heavy/ pressed into all greasepaint to set)

Eyeshadow: Natural

Eyeliner: Black winged eye liner

Brows: Natural, filled in

Mascara/Lashes: Mascara required / Lashes Optional

Lips: Black lipstick

Additional Notes: _____

Bonsai Map



Primer: Recommended (not required)

Concealer: Optional (as needed)

Blush: Applied to apples of cheeks

Contour: Optional (as needed)

Highlighter: Optional (as needed)

Base: Grey mask around eyes, White detailing, Black detailing

Powder: Translucent (heavy/ pressed into all greasepaint to set)

Eyeshadow: Natural

Eyeliner: Black winged eye liner

Brows: Natural, filled in

Mascara/Lashes: Mascara required / Lashes Optional

Lips: Black lipstick

Additional Notes: _____

Ed Map



Primer: Recommended (not required)

Concealer: Optional (as needed)

Blush: Applied to apples of cheeks

Contour: Optional (as needed)

Highlighter: Optional (as needed)

Base: Grey mask around eyes, White detailing, Black detailing

Powder: Translucent (heavy/ pressed into all greasepaint to set)

Eyeshadow: Natural

Eyeliners: Black winged eye liner

Brows: Natural, filled in

Mascara/Lashes: Mascara required / Lashes Optional

Lips: Black lipstick

Additional Notes: _____

Zebra Map

Zebra



Primer: Recommended (not required)

Concealer: Optional (as needed)

Blush: Applied to apples of cheeks

Contour: Optional (as needed)

Highlighter: Optional (as needed)

Base: Basic stage makeup, white and black shapes on cheeks

Powder: Translucent (heavy/ pressed into all greasepaint to set)

Eyeshadow: Natural

Eyeliners: Black winged eye liner

Brows: Natural, filled in

Mascara/Lashes: Mascara required / Lashes Optional

Lips: Natural

Additional Notes: _____